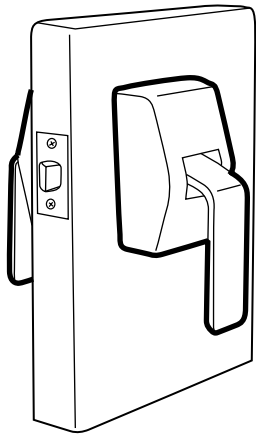


HOSPITAL LATCH



NEW

4500
4550



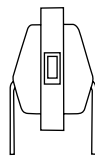
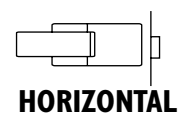
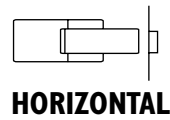
NUMBER	BACK SET	DOOR
4500	2 ³ / ₄ "	1 ³ / ₄ " to 2 ¹ / ₄ "
4550	5"	1 ³ / ₄ " to 2 ¹ / ₄ "

SHELF PACK: 1
FINISHES: 626

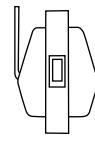
Box Packed

- Packed with ANSI strike and T strike as standard
- Lever projection 3¹/₄"
- Bolt 1/2" throw with anti-friction nylon insert

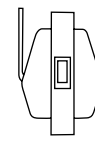
- Non-handed (except for engraved models).
When ordering engraved models, add the letter P after the item number and designate hand.
- Push/pull latch can be mounted with the handles up, down or horizontal without any modification.
- UL listed for all fire doors.
- Meets ADA requirements



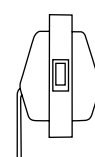
**LEVERS
DOWN**



**PUSH DOWN
PULL UP**



LEVERS UP



**PUSH UP
PULL DOWN**