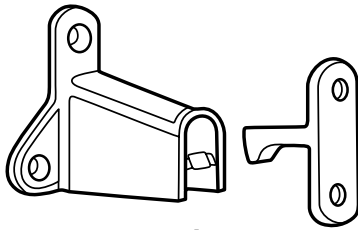




DOOR HOLDER



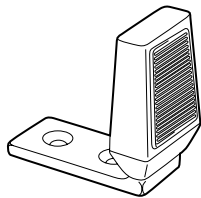
1514

NUMBER	PROJECTION	DIMENSIONS	ANSI
1514	3 1/2"	2" x 2 1/4"	L11291

SHELF PACK: 1
FINISHES: 626

Polybagged
MATERIAL: Cast Brass

ANGLE STOP



NEW

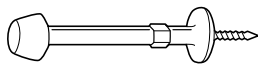
1480

NUMBER	DIMENSIONS
1480	2 3/4" x 1 1/2" x 2 5/8"

SHELF PACK: 10
FINISHES: 626

Polybagged

RIGID BASE STOPS



1501



1504

NEW



1506

NUMBER	MATERIAL	PROJECTION	ANSI
1501	Cast Zinc	3"	L32031
1504	Cast Aluminum	3"	L32031
1506	Cast Brass	3 1/4"	L12031

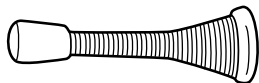
SHELF PACK: (1501, 1504) 50 Polybagged
(1506) 10

FINISHES: (1501) 605, 609, 625
(1504, 1506) 605, 613, 619, 620, 625, 626

SPRING BASE STOPS



1508



1509

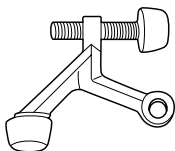
1510

NUMBER	MATERIAL	PROJECTION
1508	Spring Base	3"
1509	Spring Base	3 1/8"
1510	Spring Base	3 3/4"

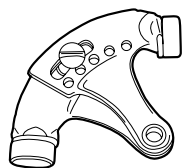
SHELF PACK: 50
FINISHES: 605, 609, 619, 620, 625

Polybagged

HINGE STOP

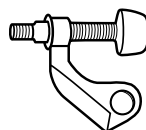


1500



1502

NEW



1503

NEW

NUMBER	MATERIAL
1500	Cast Zinc
1502	Cast Brass
1503	Cast Brass

Polybagged

SHELF PACK: (1500) 100, (1502, 1503) 20
FINISHES: (1500) 605, 619, 620, 625
(1502) 605, 613, 619, 620, 626
(1503) 605, 609, 619, 620, 625