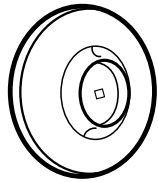


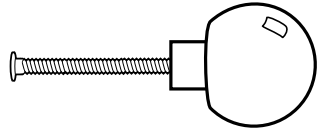


# DON-JO MFG., INC.

## CABINET KNOB



59



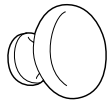
58

| NUMBER | KNOB   | BACK PLATE |
|--------|--------|------------|
| 58     | 1 1/4" | -          |
| 59     | -      | 1 3/4"     |

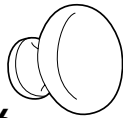
SHELF PACK: 10  
FINISHES: 605, 620, 625, 626

Polybagged

## CABINET KNOB



54  
1 1/4"



56  
1 1/2"



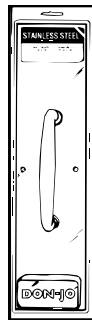
| NUMBER | ANSI   |
|--------|--------|
| 54     | B12131 |
| 56     | B12131 |

SHELF PACK: 10  
FINISHES: 605, 613, 619, 620, 626  
MATERIAL: Solid Brass

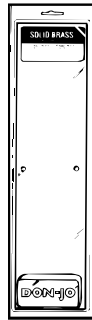
Polybagged

## DISPLAY PACKAGED PUSH & PULL PLATES

PL-13515



PS-13515



| NUMBER   | DIMENSIONS   |
|----------|--------------|
| PL-13515 | 3 1/2" x 15" |
| PS-13515 | 3 1/2" x 15" |

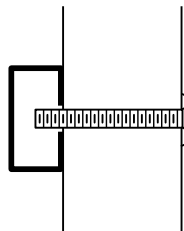
SHELF PACK: 10  
FINISHES: 605, 613, 630

Display Packaged Size - 4 1/4" x 17 1/4"  
• Made of (.050) 18 gauge material

## FASTENING METHODS FOR DOOR PULLS

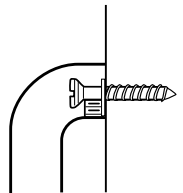
1

Thru-Bolt



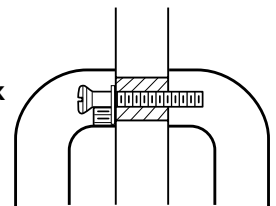
2

Surface  
Concealed for  
Wood Doors



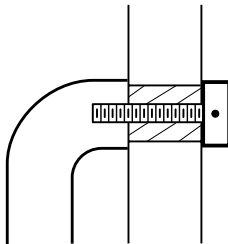
3

Back to Back  
Base must  
be at least  
3/4" thick



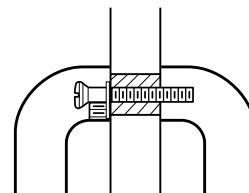
4

Decorative  
Thru-Bolt  
Glass Door



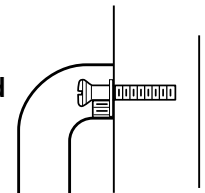
5

Back to Back  
Glass Door  
supplied with  
5/8" Plexiglass  
Sleeve with  
Neoprene  
Washers



6

Surface Concealed  
Base must be  
at least 3/4" thick



7

Back to back with  
Two Concealed  
studs welded to the  
back of a Push Plate

