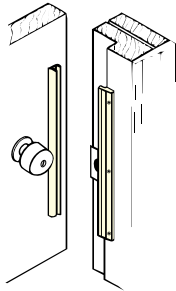




The **INTERLOCK** for inswinging doors



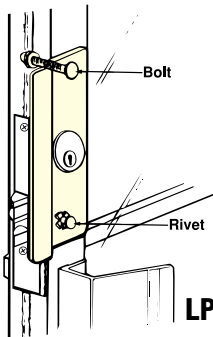
ILP-206
ILP-212

NUMBER	DIMENSIONS
ILP-206	6"
ILP-212	12"

SHELF PACK: 10 Display Package Size - 4" x 12" and 4" x 16"
FINISHES: BP (Brass Plated), DU (Duro Coated), SL (Silver Coated)
14 (.075) Gauge Steel

- 6" version for use with key-in-knob and deadbolt locks
- 12" version for use with Mortise Locks, Simplex 1000 series, Alarm Lock DL-2500, DL-2700 & 3000, Card Access Systems, etc.

For **ALUMINUM ENTRANCE** doors



LP-307

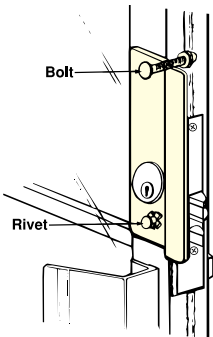


NUMBER	DIMENSIONS
LP-307	2 5/8" x 7" x 1/8"

SHELF PACK: 10 Polybagged
FINISHES: 630, DU (Duro Coated), SL (Silver Coated)
12 (.104) Gauge Steel

- Reversible • Fits over cylinder - lock removal **NOT** required
- Hand carriage bolt and rivet supplied • No specific tools required
- 3/8" offset Display Package Size - 4" x 12"

For **ALUMINUM ENTRANCE** doors- solves pull handle interference



GLP-307
LHR SHOWN

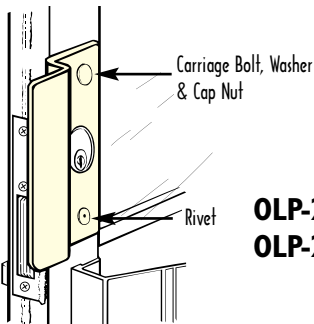


NUMBER	DIMENSIONS
GLP-307 LHR	2 5/8" x 7" x 1/8"
GLP-307 RHR	2 5/8" x 7" x 1/8"

SHELF PACK: 10 Polybagged
FINISHES: 630, DU (Duro Coated), SL (Silver Coated)
12 (.104) Gauge Steel

- Fits over cylinder - lock removal **NOT** required
- Hand carriage bolt and rivet supplied • No specific tools required
- 3/8" offset
- Center of cylinder hole is 2 1/2" from end of plate Display Package Size - 4" x 12"

For use with **CENTER HUNG OUTSWINGING ALUMINUM** doors




OLP-2650
OLP-2651

NUMBER	DIMENSIONS
OLP-2650	2 5/8" x 6 1/2" x 1 1/8"
OLP-2651	2 5/8" x 6 1/2" x 1 3/8"

SHELF PACK: 10 Polybagged
FINISHES: DU (Duro Coated), SL (Silver Coated)
12 (.104) Gauge Steel

- Available in 1 1/8" and 1 3/8" offset

America's favorite for **OUTSWINGING DOORS** - completely covers the strike plate



MLP-III
MLP-2II

Now Available in Stainless Steel

SHELF PACK: 10

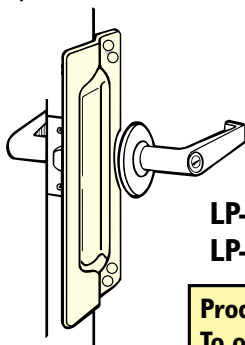
FINISHES: (MLP-111) 630 12 (.104) Gauge Steel
(MLP-211) SL (Silver Coated), BP (Brass Plated), DU (Duro Coated)

- Furnished with carriage bolts, washers & acorn cap nuts for safety and strength

NUMBER	DIMENSIONS
MLP-111	3" x 11"
MLP-211	3" x 11"

Polybagged

America's favorite for **OUTSWINGING DOORS** - completely covers the strike plate



LP-III
LP-2II

Now Available in Stainless Steel

Product available polybagged
To order use 92II

SHELF PACK: 10

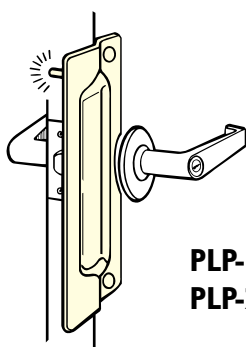
FINISHES: (LP-111) 630
(LP-211) BP (Brass Plated), DU (Duro Coated), PC (Prime Coated), SL (Silver Coated)

- Furnished with carriage bolts, washers & acorn cap nuts for safety and strength
- Fits 2 3/4" and 2 3/8" backsets

NUMBER	DIMENSIONS
LP-111	3" x 11"
LP-211	3" x 11"
9211	3" x 11"

Display Package Size - 4" x 16"
(9211, LP-111) Polybagged
12 (.104) Gauge Steel

Pin Latch protectors for **OUTSWINGING DOORS**



PLP-III
PLP-2II

Now Available in Stainless Steel

SHELF PACK: 10

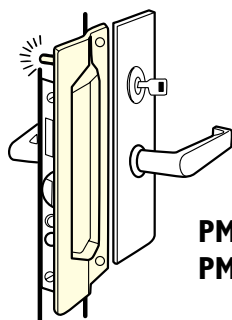
FINISHES: (PLP-111) 630
(PLP-211) 626, BP (Brass Plated), DU (Duro Coated), SL (Silver Coated)

- Solid steel pin prevents spreading of door from frame • Pin is welded on back leaving no visible point of attack from outside
- Fits 2 3/4" and 2 3/8" backsets

NUMBER	DIMENSIONS
PLP-111	3" x 11"
PLP-211	3" x 11"

Polybagged
12 (.104) Gauge Steel

Pin Latch protectors for **OUTSWINGING DOORS**



PMLP-III
PMLP-2II

Now Available in Stainless Steel

SHELF PACK: 10

FINISHES: (PMLP-111) 630
(PMLP-211) SL (Silver Coated), BP (Brass Plated), DU (Duro Coated)

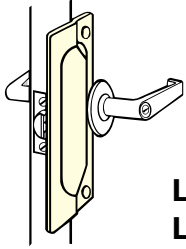
- Solid steel pin prevents spreading of door from frame • Pin is welded on back leaving no visible point of attack from outside

NUMBER	DIMENSIONS
PMLP-111	3" x 11"
PMLP-211	3" x 11"

Polybagged
12 (.104) Gauge Steel



For Outswinging doors



LP-107
LP-207




SHELF PACK: 10
FINISHES: (LP-107) 630
(LP-207) BP (Brass Plated),
DU (Duro Coated), SL (Silver Coated)

Display Package Size - 4" x 12"
12 (.104) Gauge Steel

NUMBER	DIMENSIONS
LP-107	2 3/4" x 7"
LP-207	2 3/4" x 7"

- Furnished with carriage bolts, washers & acorn cap nuts for safety and strength

COMMERCIAL TYPE for outswinging doors



CLP-106
CLP-110




SHELF PACK: 10
FINISHES: 630

Polybagged
12 (.104) Gauge Steel

NUMBER	DIMENSIONS
CLP-106	2 1/8" x 6"
CLP-110	2 1/8" x 10"

- 6" for key-in-knobs • 10" for Mortise Locks • Architectural design
- Concealed welded studs with fasteners

NARROW COMMERCIAL TYPE for outswinging doors



NLP-106
NLP-110
NLP-206
NLP-210



SHELF PACK: 10


FINISHES: (NLP-106, NLP-110) 630
(NLP-206, NLP-210) DU (Duro Coated), PC (Prime Coated),
SL (Silver Coated)

Polybagged
12 (.104) Gauge Steel

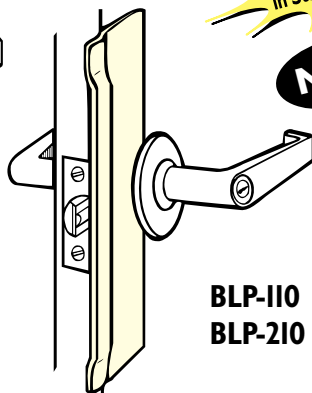
NUMBER	DIMENSIONS
NLP-106	1 1/2" x 6"
NLP-110	1 1/2" x 10"
NLP-206	1 1/2" x 6"
NLP-210	1 1/2" x 10"

- 6" for key-in-knobs • 10" for Mortise Locks
- Narrow type for outswinging doors

For KEY-IN-LEVER Locks with up to 3 3/4" ESCUTCHEON



BLP-107
BLP-207



BLP-110
BLP-210



SHELF PACK: 10

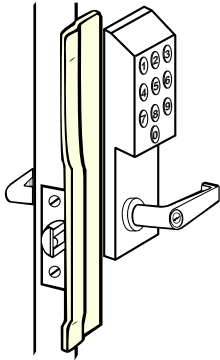
FINISHES: (BLP-107, BLP-110) 630
(BLP-207, BLP-210) BP (Brass Plated), DU (Duro Coated),
SL (Silver Coated)

Polybagged
12 (.104) Gauge Steel

NUMBER	DIMENSIONS
BLP-107	3 1/4" x 7"
BLP-110	3 1/4" x 10"
BLP-207	3 1/4" x 7"
BLP-210	3 1/4" x 10"

- Works with up to 3 3/4" rose • Concealed welded studs with fasteners

For ELECTRONIC LOCKS



Now Available
in Stainless Steel

"RHR" SHOWN

KLP-110-LHR
KLP-110-RHR

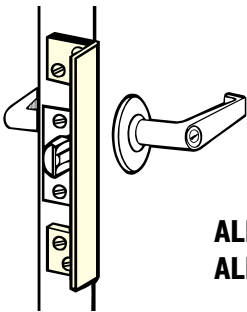
SHELF PACK: 10
FINISHES: 630

- Works with ILCO 1000, 4000
- Alarm Lock Trilogy Locks
- Mas-Hamilton Power Levers
- Schlage Cobra
- Marks I-Q

NUMBER	DIMENSIONS
KLP-110-LHR	1 1/2" x 10"
KLP-110-RHR	1 1/2" x 10"

Polybagged
12 (.104) Gauge Steel

ANGLE TYPE for outswinging doors



ALP-206
ALP-210

SHELF PACK: 10

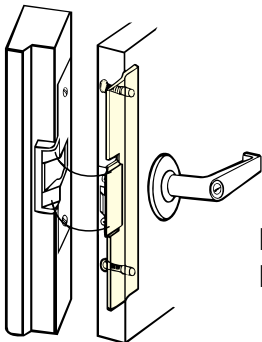
FINISHES: BC (Brass Coated), DU (Duro Coated), SL (Silver Coated)

- 6" for key-in-knobs
- 10" for Mortise Locks
- 1 1/2" sheet metal screws for wood or metal

NUMBER	DIMENSIONS
ALP-206	6"
ALP-210	10"

Polybagged
10 (.134) Gauge Steel

Fits FOLGER ADAMS ELECTRIC STRIKE for outswinging doors



Now Available
in Stainless Steel

FLP-111
FLP-211

SHELF PACK: 10

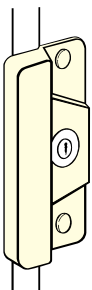
FINISHES: (FLP-111) 630
(FLP-211) BP (Brass Plated),
DU (Duro Coated),

- Works with Folger Adams 310 & 710 models

NUMBER	DIMENSIONS
FLP-111	1 3/4" x 11 1/4"
FLP-211	1 3/4" x 11 1/4"

Polybagged
12 (.104) Gauge Steel

For use with ELECTRIC STRIKES



ELP-208
ELP-208P



NEW
LELP-208
Fits up to
3 3/4" Rose

SHELF PACK: 10

FINISHES: DU (Duro Coated), SL (Silver Coated)
ELP-208P No Cylinder Hole


- Available with or without cylinder hole
- Designed to fit most electric strikes
- Completely encases the keeper for maximum protection

NUMBER	DIMENSIONS
ELP-208	3 1/2" x 8"
ELP-208P	3 1/2" x 8"
LELP-208	3 1/2" x 8"

Polybagged
12 (.104) Gauge Steel



SHORT TYPE for outswinging doors



SLP-106
SLP-206



NUMBER	DIMENSIONS
SLP-106	2 1/2" x 6"
SLP-206	2 1/2" x 6"

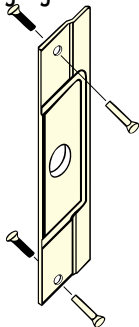
SHELF PACK: 10

Display Package Size - 4" x 12"
12 (.104) Gauge Steel

FINISHES: (SLP-106) 630
(SLP-206) BP (Brass Plated), DU (Duro Coated),
SL (Silver Coated)

- Furnished with carriage bolts, washers & acorn cap nuts for safety and strength
- May be used on hollow metal door/frame using ANSI strike
- Works with up to 3 3/4" rose

For outswinging ALUMINUM ENTRANCE DOORS



AL-211

NUMBER	DIMENSIONS
AL-211	3 1/2" x 12"

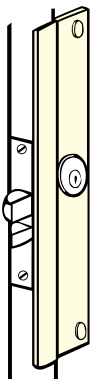
SHELF PACK: 10

Polybagged
12 (.104) Gauge Steel

FINISHES: DU (Duro Coated), SL (Silver Coated)

- Sex nuts and bolts for secure mounting and professional appearance

Fits ADAMS RITE LATCH LOCK for outswinging doors



LP-312
LP-312P

NUMBER	DIMENSIONS
LP-312	2 5/8" x 12" x 1/8"
LP-312P	2 5/8" x 12" x 1/8"


SHELF PACK: 10

Polybagged
12 (.104) Gauge Steel

FINISHES: DU (Duro Coated), SL (Silver Coated)
LP-312P No Center Hole

- Reversible
- 1/4" offset - 1 7/16" hole - 1 1/8" backset

SLIMLINE for outswinging doors



LP-2878

NUMBER	DIMENSIONS
LP-2878	1 1/2" x 8 7/8"

SHELF PACK: 10

Polybagged
5/16" thick (.3125) Gauge Steel

FINISHES: DU (Duro Coated), PC (Prime Coated), SL (Silver Coated)

- Fasteners included
- Sleek appearance